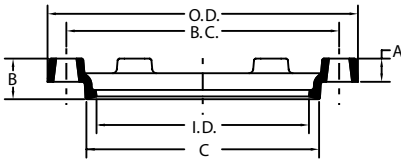




## GLANDS, GASKETS, BOLTS & NUTS

### GENERAL SPECIFICATION

- MATERIAL:** Ductile Iron per ASTM A536
- PRESSURE:** 350 PSI rating for 3" - 24" sizes, 250 PSI rating for 30" - 48" sizes and 150 PSI rating for 54" - 64" sizes
- TESTING:** In accordance with ANSI/AWWA C111/A21.11 and UL requirements
- DIMENSIONS:** Are in accordance with ANSI/AWWA C111/A21.11, UL and FM requirements and are in inches unless noted otherwise
- WEIGHTS:** Are in pounds, unless noted otherwise and do not include accessories
- COATING:** Asphaltic seal coat is in accordance with ANSI/AWWA C104/A21.4 unless otherwise specified.
- APPROVALS:** Compact Glands 3" - 12" Underwrites Laboratories & ULC Listed. Factory Mutual approved 3"-16".



MJ COMPACT GLANDS									
NOM. SIZE	O.D.	A	B	C	I.D.	B.C.	BOLT HOLE	BOLT QTY	WT (LBS.)
2	6.12	0.62	1.18	3.40	2.61	4.75	Ø0.75	2	1
3	7.69	0.62	1.37	4.84	4.06	6.19	Ø0.75	4	2
4	9.12	0.75	1.50	5.92	4.90	7.50	Ø0.88	4	3
6	11.12	0.88	1.63	8.02	7.00	9.50	Ø0.88	6	4
8	13.37	1.00	1.75	10.17	9.15	11.75	Ø0.88	6	5
10	15.62	1.00	1.75	12.22	11.20	14.00	Ø0.88	8	7
12	17.88	1.00	1.75	14.32	13.30	16.25	Ø0.88	8	8
14	20.25	1.25	2.00	16.40	15.44	18.75	Ø0.88	10	11
16	22.50	1.31	2.06	18.50	17.54	21.00	Ø0.88	12	14
18	24.75	1.38	2.13	20.60	19.64	23.25	Ø0.88	12	19
20	27.00	1.44	2.19	22.70	21.74	25.50	Ø0.88	14	27
24	31.50	1.56	2.31	26.90	25.94	30.00	Ø0.88	16	36
30	39.12	2.00	2.75	33.29	32.17	36.88	Ø1.13	20	90
36	46.00	2.00	2.75	39.59	38.47	43.75	Ø1.13	24	118
42	53.12	2.00	2.75	45.79	44.67	50.62	Ø1.38	28	151
48	60.00	2.00	2.75	52.09	50.97	57.50	Ø1.38	32	187

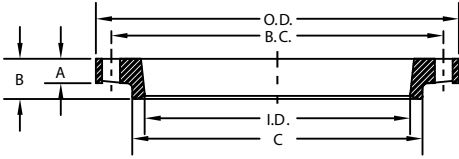
UCAT12.01  
\* REGISTERED TRADEMARK OF STAR PIPE PRODUCTS



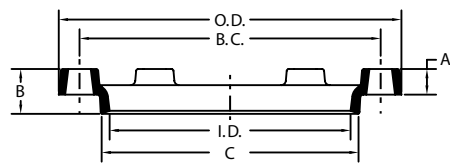


# MJ Accessories

ANSI/AWWA C111/A21.11



MJ FULLBODY GLANDS									
NOM. SIZE	O.D.	A	B	C	I.D.	B.C.	BOLT HOLE	BOLT QTY	WT (LBS.)
2	6.12	0.62	1.18	3.40	2.61	4.75	Ø0.75	2	1
3	7.69	0.62	1.37	4.84	4.06	6.19	Ø0.75	4	5
4	9.12	0.75	1.50	5.92	4.90	7.50	Ø0.88	4	6
6	11.12	0.88	1.63	8.02	7.00	9.50	Ø0.88	6	10
8	13.37	1.00	1.75	10.17	9.15	11.75	Ø0.88	6	14
10	15.62	1.00	1.75	12.22	11.20	14.00	Ø0.88	8	20
12	17.88	1.00	1.75	14.32	13.30	16.25	Ø0.88	8	24
14	20.25	1.25	2.00	16.40	15.44	18.75	Ø0.88	10	45
16	22.50	1.31	2.06	18.50	17.54	21.00	Ø0.88	12	55
18	24.75	1.38	2.13	20.60	19.64	23.25	Ø0.88	12	55
20	27.00	1.44	2.19	22.70	21.74	25.50	Ø0.88	14	66
24	31.50	1.56	2.31	26.90	25.94	30.00	Ø0.88	16	90
30	39.12	2.00	2.75	33.29	32.17	36.88	Ø1.13	20	220
36	46.00	2.00	2.75	39.59	38.47	43.75	Ø1.13	24	286
42	53.12	2.00	2.75	45.79	44.67	50.62	Ø1.38	28	288
48	60.00	2.00	2.75	52.09	50.97	57.50	Ø1.38	32	400



MJ OVERSIZE GLANDS									
NOM. SIZE	O.D.	A	B	C	I.D.	B.C.	BOLT HOLE	BOLT QTY	WT (LBS.)
4	9.12	0.75	1.50	5.92	5.10	7.50	Ø0.88	4	3
6	11.12	0.88	1.63	8.02	7.20	9.50	Ø0.88	6	5
8	13.37	1.00	1.75	10.17	9.40	11.75	Ø0.88	6	6
10	15.62	1.00	1.75	12.22	11.50	14.00	Ø0.88	8	8
12	17.88	1.00	1.75	14.32	13.60	16.25	Ø0.88	8	9
16	22.50	1.31	2.06	18.50	17.94	21.00	Ø0.88	12	17

STAR<sup>®</sup> PIPE PRODUCTS





# Standard Mechanical Joint Gaskets

(SBR, NBR, EPDM, Neoprene, FKM)

ANSI/AWWA C111/A21.11

## GASKET GENERAL SPECIFICATIONS

Star Pipe Products Mechanical Joint (MJ) Gasket dimensions conform to the drawings set forth in ANSI/AWWA C111/A21.11. Gasket markings include size, Manufacturer's mark, Country of origin and product identification. No markings are positioned on sealing surfaces per the ANSI/AWWA C111/A21.11 standard. MJ transition gaskets follow the requirements of ANSI/AWWA C111/A21.11 where applicable.

Standard gasket material is vulcanized styrene butadiene rubber (SBR). Special application elastomers (EPDM, Nitrile, Neoprene & FKM) are available and shall be identified on all documentation and corresponding gaskets.

Star Pipe gaskets are manufactured under quality control standards and procedures that are maintained by the gasket supplier. Appropriate documentation is maintained by the manufacturer and available for review upon request.

Star Pipe gasket suppliers maintain a quality assurance program and manual that is reviewed and updated on an ongoing basis to ensure product quality. Star Pipe gasket suppliers perform in house testing and submit to random testing by Underwriters Laboratories, Inc. Star Pipe gasket providers are recognized under the component program (UL 194/ UL 157) of Underwriters Laboratories, Inc.

Star Pipe provides that our Mechanical Joint gaskets for potable or wastewater projects will perform as designed, based on the published chemical and environmental resistance data for "generic" rubber compounds. Star Pipe should be consulted for specific recommendations or for unusual applications.

GASKET PROPERTIES		
PROPERTY	ASTM TEST METHOD	PO REQUIREMENT
Hardness, Shore "A"	D2240	75 ± 5
Minimum Tensile	D412	1500 psi
Minimum Elongation	D412	150%
Minimum Aging	D572	60%
Maximum Compression Set	D395, Method B	20%
Resistance to Surface Ozone Cracking	D1149	No Cracking

GASKET TYPE	MAXIMUM CONTINUOUS TEMP	MAXIMUM EXPOSURE TEMP	STANDARD USAGE
<b>SBR</b> (Styrene Butadiene Rubber/ Buna-S)	160 F	180 F	Drinking water, Salt Water, Sanitary Sewage, Reclaimed Water, Raw Water, Storm Water. Not Recommended for Hydrocarbon Service
<b>EPDM</b> (Ethylene Propylene)	250 F	300 F	Alcohols, Dilute Acids, Dilute Alkalis, Ketones (MEK/Acetone), Strong Oxidizing Chemicals; Drinking Water, Salt Water, Sanitary Sewage, Reclaimed Water, Raw Water, Storm Water. Not Recommended for Hydrocarbon Service
<b>Neoprene</b> (Polychlorprene / CR)	225 F	300 F	Hydrocarbons, Unrefined Petroleum Products, Greasy Waste; Salt Water, Sanitary Sewage, Reclaimed Water, Raw Water, Storm Water.
<b>Nitrile</b> (NBR / Buna-N)	160 F	180 F	Refined Oils and Fluids, Fats, Greases and Waste; Drinking Water, Sanitary Sewage, Reclaimed Water, Raw Water, Storm Water.
<b>FKM</b> (Flouoroelastomer / Viton®)	400 F	500 F	Aromatic Hydrocarbons, Chlorinated Hydrocarbons, Vegetable Oils, Most Chemicals; Drinking Water, Reclaimed Water, Raw Water, Storm Water.

UCAT.12.01  
\* REGISTERED TRADEMARK OF STAR PIPE PRODUCTS

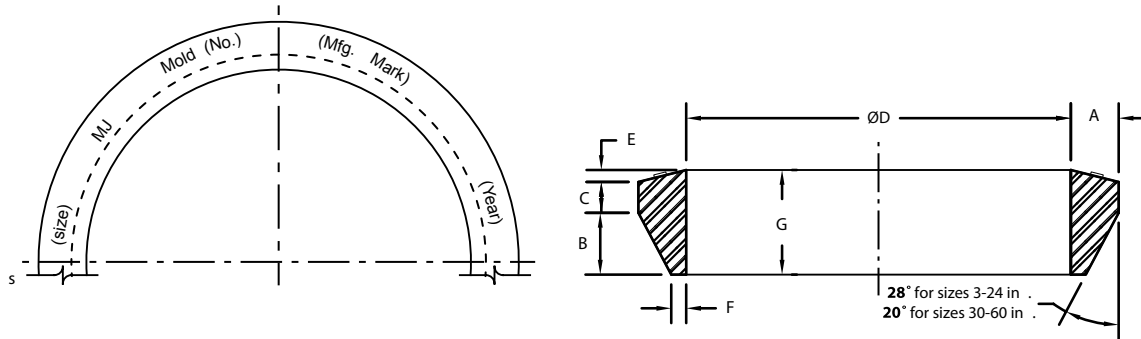


STAR PIPE PRODUCTS

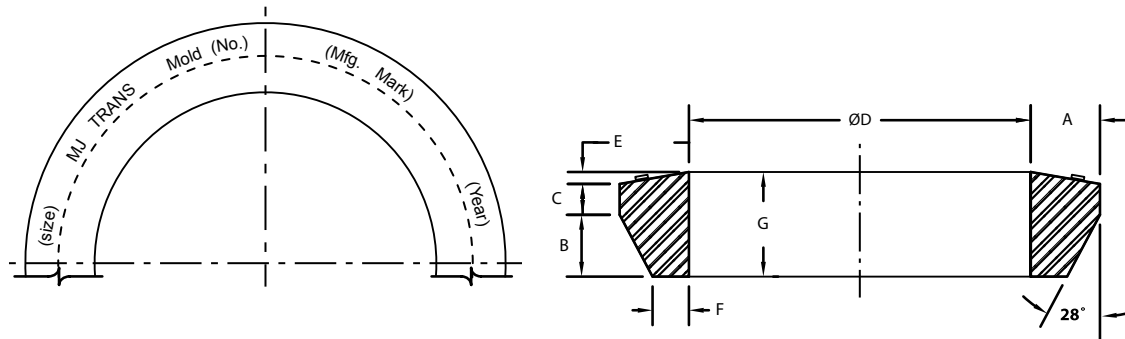


MJ Accessories

ANSI/AWWA C111/A21.11



MECHANICAL-JOINT GASKET								
NOM. SIZE	PIPE O.D.	A	B	C	ØD ±1 %	E	F	G
2	2.50	0.48	0.62	0.31	2.48	0.12	0.15	1.05
3	3.96	0.48	0.62	0.31	3.86	0.12	0.15	1.05
4	4.80	0.62	0.75	0.31	4.68	0.16	0.22	1.22
6	6.90	0.62	0.75	0.31	6.73	0.16	0.22	1.22
8	9.05	0.62	0.75	0.31	8.85	0.16	0.22	1.22
10	11.10	0.62	0.75	0.31	10.87	0.16	0.22	1.22
12	13.20	0.62	0.75	0.31	12.95	0.16	0.22	1.22
14	15.30	0.62	0.75	0.31	14.99	0.16	0.22	1.22
16	17.40	0.62	0.75	0.31	17.07	0.16	0.22	1.22
18	19.50	0.62	0.75	0.31	19.13	0.16	0.22	1.22
20	21.60	0.62	0.75	0.31	21.20	0.16	0.22	1.22
24	25.80	0.62	0.75	0.31	25.34	0.16	0.22	1.22
30	32.00	0.73	1.00	0.38	31.47	0.16	0.37	1.54
36	38.30	0.73	1.00	0.38	37.67	0.16	0.37	1.54
42	44.50	0.73	1.00	0.38	43.78	0.16	0.37	1.54
48	50.80	0.73	1.00	0.38	49.98	0.16	0.37	1.54



TRANSITION MECHANICAL-JOINT GASKET								
NOM. SIZE	PIPE O.D.	A	B	C (REF.)	ØD ±1 %	E	F	G
2	2.375	0.56	0.66	0.31	2.32	0.12	0.21	1.10
3	3.500	0.72	0.64	0.34	3.43	0.12	0.38	1.10
4	4.500	0.76	0.73	0.33	4.43	0.20	0.37	1.26
6	6.625	0.75	0.73	0.32	6.53	0.20	0.36	1.25
8	8.625	0.82	0.73	0.34	8.50	0.20	0.43	1.27
10	10.750	0.79	0.75	0.31	10.59	0.20	0.39	1.26
12	12.750	0.84	0.75	0.33	12.56	0.20	0.44	1.28

STAR<sup>®</sup> PIPE PRODUCTS





## T-Bolts, Double Ended Rods & Nuts

### H S L A S T E E L

#### SPECIFICATIONS:

- Bolts & Nuts are manufactured in accordance with ANSI / AWWA C111 / A21.11.
- Material is High Strength Low Alloy Steel per ANSI/AWWA C111/A21.11.
- Threads per ASME B1.1 unified standard coarse (Class 2A & 2B)

#### MECHANICAL PROPERTIES

- Yield Strength 45000 PSI (min)
- Elongation in 2in. 20% (min)

#### CHEMICAL PROPERTIES

Carbon	0.20% Max
Manganese	1.25% Max
Sulfur	0.05% Max
Nickel	0.25% Min
Copper	0.20% Min
Combined	1.25% Min (Ni, Cu, Cr)

#### OPTIONAL COATING

T-Bolts & Nuts have fluropolymer coating material which is VOC-compliant, resin-bonded, thermally cured and dry lubricant.

#### COATING PHYSICAL PROPERTIES

Film Thickness:	0.3 to 0.4 mil per coat
Number of Coats:	3 to 4 coats
Adhesion:	1 mm cross hatch test + 5 Pulls. Good knife resistance
Cure Test:	50+Rubs with MEK. No substrate exposure
Pencil Hardness:	Pencil Hardness: 4-6H
Volatile Organic Compounds	2.74lbs/gal

## Stainless Steel T-Bolts & Nuts

### ALLOYS SS 304 & SS 316 PER ASTM F593

#### SPECIFICATIONS:

- T-bolt dimensions are manufactured in accordance with ANSI / AWWA C111 / A21.11.
- T-bolt alloys SS 304 and SS 316 per ASTM F593
- Heavy Hex Nut Alloys SS 304 & SS 316 per ASTM F594.

#### MECHANICAL PROPERTIES

- Tensile Strength: 85,000 PSI to 140,000 PSI
- Yield Strength: 45,000 PSI (min)

#### COATING SPECIFICATION

Nuts have fluropolymer coating material which is VOC-Compliant, resin-bonded, thermally cured and dry lubricant.

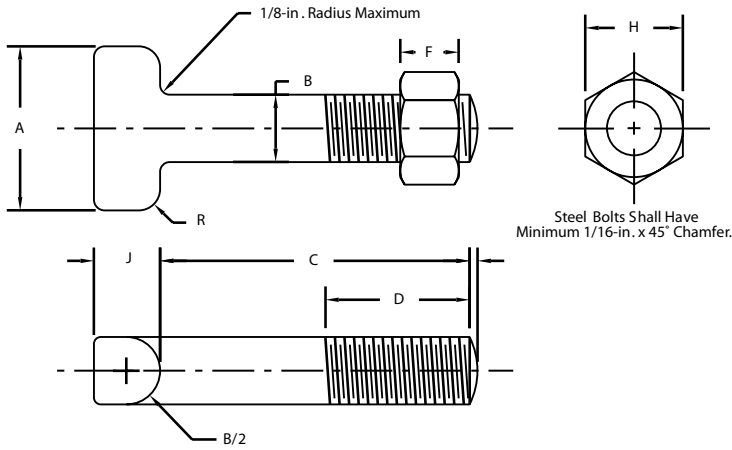
#### COATING PHYSICAL PROPERTIES

- |   |   |
|---|---|
| • Film Thickness: 0.3 to 0.4 mil per coat             | • Pencil Hardness: 4-6H                   |
| • Number of Coats: 3 to 4 coats                       | • Volatile Organic Compounds 2.74 lbs/gal |
| • Adhesion: 1mm cross hatch test + 5 Tape Pulls.      | • Continuous use temperature - 356°F      |
| • Cure Test: 50+ Rubs with MEK, no substrate exposure | • Color: SS 304 is green, SS 316 is red   |



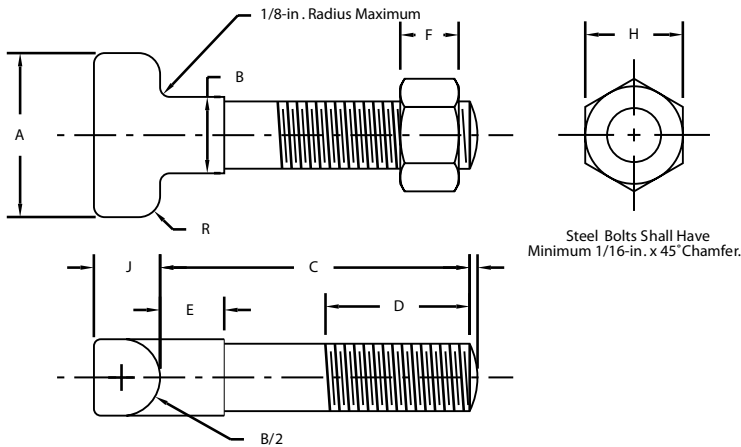
STAR® PIPE PRODUCTS

UCAT.12.01  
\* REGISTERED TRADEMARK OF STAR PIPE PRODUCTS



**T-HEAD (LOW ALLOY STEEL) BOLT & NUT**

NOM. SIZE	A	B	C	D	THREADS PER IN.	F	H	J	R
3/8 x 3	1.50	0.625	3.00	2.00	11	0.625	1.062	0.625	0.312
3/8 x 3 1/2	1.50	0.625	3.50	2.70	11	0.625	1.062	0.625	0.312
3/4 x 3 1/2	1.75	0.750	3.50	2.50	10	0.750	1.250	0.750	0.375
3/4 x 4	1.75	0.750	4.00	3.00	10	0.750	1.250	0.750	0.375
3/4 x 4 1/2	1.75	0.750	4.50	3.00	10	0.750	1.250	0.750	0.375
3/4 x 5	1.75	0.750	5.00	3.00	10	0.750	1.250	0.750	0.375
3/4 x 5 1/2	1.75	0.750	5.50	3.70	10	0.750	1.250	0.750	0.375
1 x 6	2.25	1.000	6.00	3.00	8	1.000	1.625	1.000	0.500
1 1/4 x 6 1/2	2.50	1.250	6.50	3.50	7	1.250	2.000	1.250	0.625
1 1/4 x 8 1/2	2.50	1.250	8.50	3.50	7	1.250	2.000	1.250	0.625



**★ ANTI-ROTATION T-HEAD (LOW ALLOY STEEL) BOLT & NUT**

NOM. SIZE	A	B	C	D	E	THREADS PER IN.	F	H	J	R
3/8 x 3	1.50	0.625	3.00	2.00	0.63	11	0.625	1.062	0.625	0.312
3/8 x 3 1/2	1.50	0.625	3.50	2.50	0.63	11	0.625	1.062	0.625	0.312
3/4 x 3 1/2	1.75	0.750	3.50	2.50	0.63	10	0.750	1.250	0.750	0.375
3/4 x 4	1.75	0.750	4.00	3.00	0.63	10	0.750	1.250	0.750	0.375
3/4 x 4 1/2	1.75	0.750	4.50	3.00	0.63	10	0.750	1.250	0.750	0.375
3/4 x 5	1.75	0.750	5.00	3.00	0.63	10	0.750	1.250	0.750	0.375

STAR<sup>®</sup> PIPE PRODUCTS





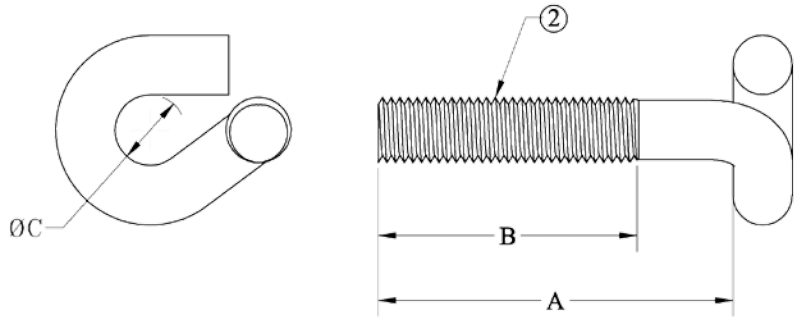
# MJ Eyebolt(Pigtail) & Starlug

ANSI/AWWA C115/A21.15

## MJ Eyebolt (Pigtail)

### GENERAL SPECIFICATIONS

- High Strength Low alloy steel per ANSI/AWWA C111/121.11
- UNC 2A Threads per ASME B1.1
- Eye bolts can be used in place of T-Head bolts
- Used on sizes 4" through 24"
- Max. Load (per bolt): 7,500 lbs



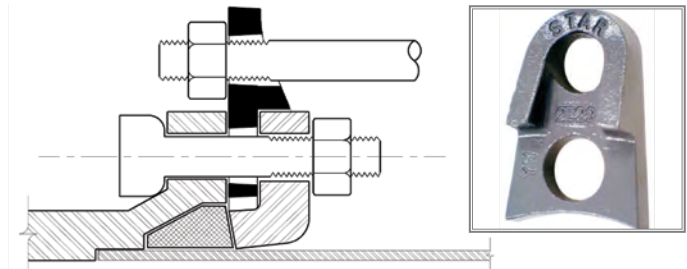
SIZE	A	B	ØC
¾ x 3 ½	3.50	2.50	0.81
¾ x 4	4.00	3.00	0.81
¾ x 4 ½	4.50	3.50	0.81
¾ x 5	5.00	4.00	0.81
¾ x 5 ½	5.50	4.50	0.81

All dimensions in inches.

## Starlug

### GENERAL SPECIFICATIONS

- Designed to assist in restraining of mechanical joint fittings, valves, hydrants and pipes by threaded rods. Manufactured with high strength ductile iron per ASTM A 536, Grade 65-45-12
- Designed for use on sizes 4" through 16"
- Installed between MJ Bell and MJ Gland



Please refer to the chart below for determining the number of Starlugs to be used depending on the pipe size and pipe line working pressure.

Packaging: Boxes of 50 each

NOM. PIPE SIZE	WORKING PRESSURE (PSI)*								
	100	125	150	200	225	250	300	325	350
4"	2	2	2	2	2	2	2	2	2
6"	2	2	2	2	3	3	3	4	4
8"	2	2	3	4	4	4	6	6	6
10"	4	4	4	6	6	8	8	8	NR
12"	4	4	6	8	8	8	NR	NR	NR
14"	5	6	8	10	NR	NR	NR	NR	NR
16"	6	8	10	12	NR	NR	NR	NR	NR

\*Pressure ratings include a nominal 2:1 safety factor.

NR - Not Recommended



STAR® PIPE PRODUCTS