



MJ x MJ Adapter series 100

For MJ Bell Connections



MJ x MJ Adapter Series 100 for MJ bell connections

INFORMATION

The Series 100 MJ x MJ Adapter provides a compact, bolt-through restraint option for MJ bell connections when space is limited.

Compact Design



NOTE: Product is supplied with MJ x MJ adapter; 2 MJ gaskets, bolts, nuts and spacers.

FEATURES & ADVANTAGES

- Provides restraint between MJ valves and MJ fittings or between MJ fittings through the use of our bolt-through design MJ x MJ Adapter.
- Compact design allows connection of two MJ bells with minimum spacing.
- Approximate distance between MJ connections is 1 ¼ inches for 3"-10" and 1 ¾ inches for 12"-36".
- Maximum working pressure 350 PSI for 3"-24" and 250 PSI for 30"-36".
- Product is supplied with MJ x MJ adapter, 2 MJ gaskets, bolts, nuts and spacers.
- MJ x MJ adapter and spacers manufactured from high strength ductile iron in accordance with ASTM A536 Grade 65-45-12.
- T-Head bolts, and pigtail bolts made from low alloy high strength steel per ANSI/AWWA C111/A21.11.
- Standard MJ gaskets are made from styrene butadiene rubber (SBR) per ANSI/AWWA C111/A21.11.
- Sizes 3"-12" asphaltic coating and standard hardware is standard.
- Sizes 14"-36" fusion bonded epoxy (FBE) and Star-Blue hardware is standard.
- Special long hardware kits are available for full body applications.

SAMPLE SPECIFICATIONS

A positive, bolt-through restraint mechanism shall be used to connect mechanical joint valves and fittings without the use of pipe. The MJ x MJ Adapter will incorporate a bolt-through restraint mechanism design that allows for connection of MJ x MJ bells of valves and fittings with T-head bolts and pigtail bolts. The MJ x MJ Adapter and spacers shall be manufactured from high strength ductile iron in accordance with ASTM A536, Grade 65-45-12. Supplied with standard NSF-61 Approved asphaltic seal coat that conforms to ANSI/AWWA C104/A21.4 or NSF-61 approved FBE coating that conforms to ANSI/AWWA C116/A21.6.

The MJ x MJ Adapter kit shall come complete with one MJ x MJ adapter, two standard SBR (styrene butadiene rubber) mechanical joint gaskets, and all required T-head bolts and pigtail bolts. Standard MJ gaskets, T-head bolts and pigtail bolts shall conform to ANSI/AWWA C111/A21.11. Nuts for 3" and 14"-36" shall be heavy hex HSLA steel conforming to ANSI/AWWAC111/A21.11. Nuts for 4"-12" shall be standard hex conforming to SAE J995 grade 2 with zinc plating.

The MJ x MJ Adapter shall have a maximum water working pressure of 350 PSI for sizes 3"-24", 250 PSI for sizes 30"-36" and shall be used with standard Mechanical Joint fittings and valves. The MJ x MJ Adapter shall be Star® Pipe Products Series 100 or an approved equal.

JRCAT17.01



® REGISTERED TRADEMARK OF STAR PIPE PRODUCTS

STAR® PIPE PRODUCTS
HOUSTON CORPORATE | TOLL FREE 1-800-999-3009 | FAX 281-558-9000
www.starpipeproducts.com

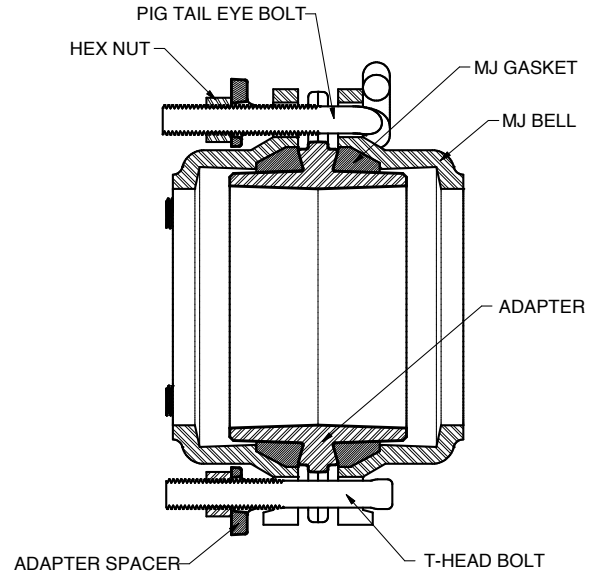
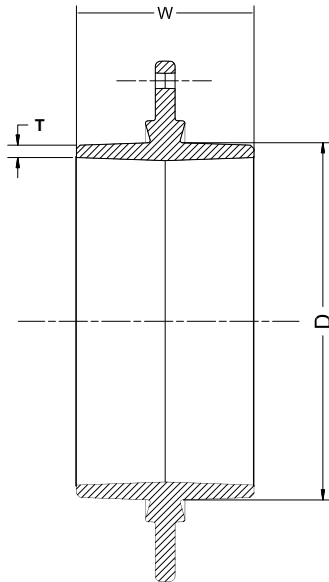
STAR® PIPE PRODUCTS



MJ x MJ Adapter series 100

For MJ Bell Connections

TECHNICAL INFORMATION



MJ x MJ ADAPTER SPECIFICATIONS*

NOM. SIZE	T-HEAD BOLT QTY.	PIG TAIL EYE BOLT QTY.	ADAPTER SPACERS QTY.	W	D	T	WT. WITH ACCESSORIES (LBS.)
3	4	N/A	4	4.50	3.96	0.29	10
4	4	N/A	4	4.50	4.80	0.31	16
6	4	2	6	4.50	6.90	0.31	23
8	4	2	6	4.50	9.05	0.31	29
10	4	4	8	4.60	11.10	0.34	41
12	4	4	8	4.60	13.20	0.34	45
14	10	N/A	10	6.00	15.30	0.36	69
16	12	N/A	12	6.00	17.40	0.37	80
18	12	N/A	12	6.75	19.50	0.38	98
20	14	N/A	14	6.75	21.60	0.39	111
24	16	N/A	16	6.75	25.80	0.44	130
30	20	N/A	20	7.50	32.00	0.51	229
36	24	N/A	24	7.50	38.30	0.58	289

*All dimensions in inches except where indicated.


STAR® PIPE PRODUCTS



MJ x MJ Adapter series 100

For MJ Bell Connections

INSTALLATION INSTRUCTIONS - SIZES 3" - 36"



STEP 1

To ensure that the rubber gasket will seal effectively, clean and remove all loose material and rust from the mating surfaces. Lubricate the gasket and plain end by brushing soapy water or pipe lubricant.




STEP 2

Slide the MJ gasket onto each end of the MJ adapter, such that the flat section of the gasket is towards the center. Ensure that the gaskets are completely against the center shoulder.




STEP 3

Insert the MJ adapter along with the gaskets into the first MJ bell.



STEP 4

Insert the second MJ bell onto adapter. Align adapter such that fins do not obstruct MJ bolt holes.



STEP 5

Insert bolts through the assembly then slide the spacers provided on bolts such that the wider flat side faces the nut.



STEP 6

Assemble nuts onto the bolts using the appropriate wrench/socket. Tighten in an alternative pattern (star pattern) until they are within 45-60 ft-lb torque for 3", 75-90 ft-lb torque for sizes 4"-24" and 100-120 ft-lb torque for 30"-36".

BOLTS IN C153 ACCESSORY PACK					
SIZE (IN)	T-HEAD BOLT (IN)	QTY	PIGTAIL EYE BOLT (IN)	QTY	WRENCH/SOCKET SIZE
3	5/8 x 4	4	N/A	N/A	1 1/16"
4	3/4 x 4 1/2	4	N/A	N/A	1 1/8"
6	3/4 x 4 1/2	4	3/4 x 4 1/2	2	1 1/8"
8	3/4 x 4 1/2	4	3/4 x 4 1/2	2	1 1/8"
10	3/4 x 5	4	3/4 x 5	4	1 1/8"
12	3/4 x 5	4	3/4 x 5	4	1 1/8"
14	3/4 x 5 1/2	10	N/A	N/A	1 1/4"
16	3/4 x 5 1/2	12	N/A	N/A	1 1/4"
18	3/4 x 6	12	N/A	N/A	1 1/4"
20	3/4 x 6	14	N/A	N/A	1 1/4"
24	3/4 x 6	16	N/A	N/A	1 1/4"
30	1 x 7 1/2	20	N/A	N/A	1 5/8"
36	1 x 7 1/2	24	N/A	N/A	1 5/8"

BOLTS IN C110 ACCESSORY PACK					
SIZE (IN)	T-HEAD BOLT (IN)	QTY	PIGTAIL EYE BOLT (IN)	QTY	WRENCH/SOCKET SIZE
3	5/8 x 5	4	N/A	N/A	1 1/16"
4	3/4 x 5 1/2	4	N/A	N/A	1 1/8"
6	3/4 x 5 1/2	4	3/4 x 5 1/2	2	1 1/8"
8	3/4 x 5 1/2	4	3/4 x 5 1/2	2	1 1/8"
10	3/4 x 5 1/2	4	3/4 x 5 1/2	4	1 1/8"
12	3/4 x 5 1/2	4	3/4 x 5 1/2	4	1 1/8"
14	3/4 x 7	10	N/A	N/A	1 1/4"
16	3/4 x 7	12	N/A	N/A	1 1/4"
18	3/4 x 7 1/2	12	N/A	N/A	1 1/4"
20	3/4 x 7 1/2	14	N/A	N/A	1 1/4"
24	3/4 x 7 1/2	16	N/A	N/A	1 1/4"
30	1 x 9	20	N/A	N/A	1 5/8"
36	1 x 9	24	N/A	N/A	1 5/8"

Notes:

- For certain valves it may be easier to insert pigtail eye bolts on the sides of the valve or in slotted holes.
- When installing fitting to fitting, pigtail eye bolts may be inserted into any bolt hole.
- The MJ x MJ adapter may not fit on BOTH branch and run of tees and crosses and on both ends of some bends because of long bolts and spacers.

JRCAT17.01



® REGISTERED TRADEMARK OF STAR PIPE PRODUCTS

STAR[®] PIPE PRODUCTS
HOUSTON CORPORATE | TOLL FREE 1-800-999-3009 | FAX 281-558-9000
www.starpipeproducts.com

STAR[®] PIPE PRODUCTS

