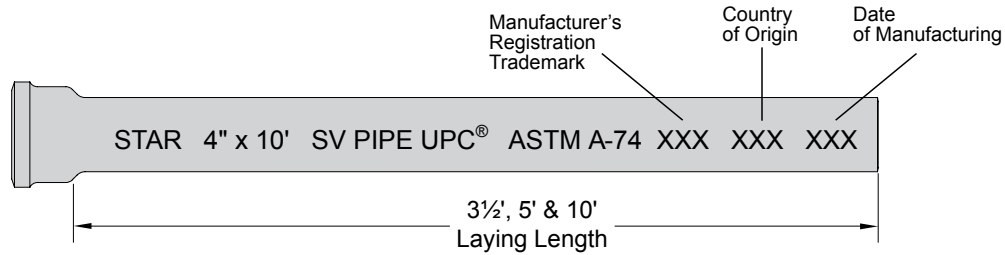
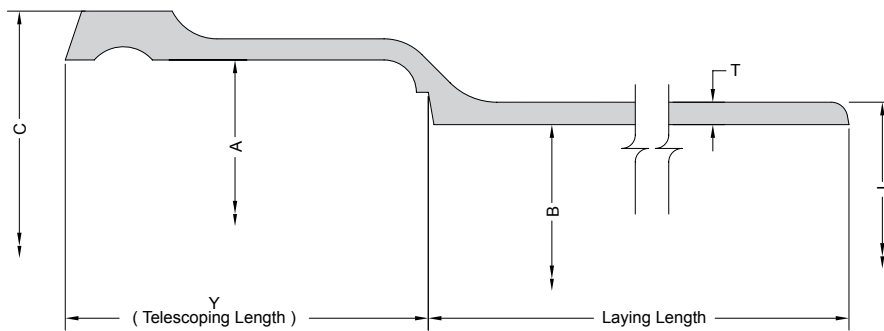


**Hub & Spigot Pipe & Fittings
Service Weight (SV)**



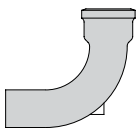
DETAILS OF HUB & SPIGOT FOR SV*											
NOM. SIZE	INSIDE DIAMETER HUB		INSIDE DIAMETER BARREL		C	OUTSIDE DIA. OF BARREL		THICKNESS OF BARREL		TELESCOPING LENGTH	
	A		B			J		T-NOM	T-MIN	Y	
2	2.94	±0.06	1.96	±0.09	3.62	2.30	±0.09	0.17	0.14	2.50	±0.09
3	3.94	+0.09 -0.06	2.96	±0.09	4.68	3.30	±0.09	0.17	0.14	2.75	±0.09
4	4.94	+0.09 -0.06	3.94	±0.09	5.68	4.30	±0.09	0.18	0.15	3.00	±0.09
5	5.94	+0.09 -0.06	4.94	±0.09	6.68	5.30	±0.09	0.18	0.15	3.00	±0.09
6	6.94	+0.09 -0.06	5.94	±0.09	7.68	6.30	±0.09	0.18	0.15	3.00	±0.09
8	9.25	±0.13	7.94	±0.13	10.13	8.38	±0.13	0.23	0.17	3.50	±0.13
10	11.38	±0.13	9.94	±0.13	12.44	10.50	±0.13	0.28	0.22	3.50	±0.13
12	13.50	±0.13	11.94	±0.19	14.56	12.50	±0.19	0.28	0.22	4.25	±0.19
15	16.95	±0.13	15.16	±0.19	18.11	15.88	±0.19	0.36	0.22	4.25	±0.19

*All dimensions in inches except where indicated.
Note: All dimensions and tolerances are from ASTM A-74

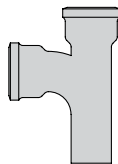


APPROVALS & STANDARDS

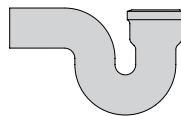
- **UPC Listed** through IAPMO R&T laboratory
- Certified to conform to **ASTM A-74** - Standard Specification for Cast Iron Soil Pipe and Fittings
- Star[®] Pipe Products SV Cast Iron Soil Pipe and Fittings meet the requirements of **ICC International Plumbing Code 2006** for materials as outlined in Chapter 7 for sanitary drainage systems (sections 702, 705, & 708).
- SV Gaskets conform to ASTM C564 - Standard Specification for Rubber Gaskets for Cast Iron Soil Pipe & Fittings.



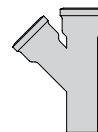
SHORT SWEEP BEND - 90°



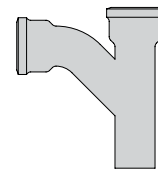
SANITARY TEE



P-TRAP



WYE



COMBINATION WYE AND 1/8 BEND

STAR[®] PIPE PRODUCTS